



Introducing your Guru Hub II pay-as-you-go system

New Garden Quarter



Metering, billing & ESCo Manager services for heating & hot water



customerservice@insite-energy.co.uk



0203 868 5313



**View and pay for your
heating and hot water
using the touch screen
in-home display by Guru.**

Contents

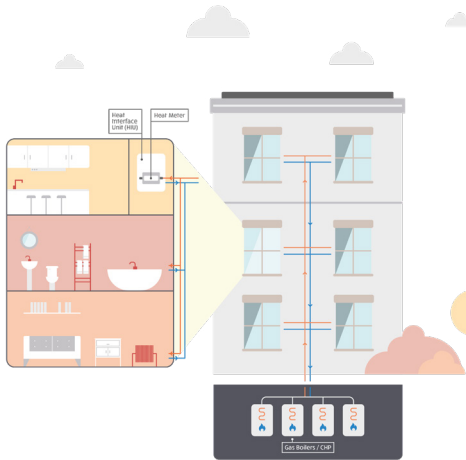
click here to create
a 'my insite' account



or visit my.insite-energy.co.uk

Welcome to New Garden Quarter

Your new home is served by a heat network. Heat networks are an efficient, low carbon method of delivering heat to buildings. Instead of every home having an individual gas boiler, there is one central plant room generating energy into heating and hot water, which feeds to all connected properties. This heat network is managed by your heat provider, CFN Management Ltd c/o Rendall & Rittner.



Communal heat networks explained

Your heat provider, or building owner, manages the energy supply to a plant room, which contains low carbon technology producing heating and hot water..

Via a network of insulated pipes, the generated energy from this plant room is delivered through a Heat Interface Unit (HIU) which is installed in each property. This method of delivery means your heating system is robust and reliable - providing heating and hot water on demand.

Your HIU is connected to room thermostats and programmers, giving you control over your energy use. A heat meter connected to your HIU also measures the amount of heating and hot water you consume, so that you only pay for what you use.

About Insite Energy

Smart metering, billing and payments for heat network residents.

We are a national metering & billing agent, and maintenance provider, working with energy suppliers and property owners who have heat networks installed in their buildings. We currently serve more than 30,000 homes in the UK.

We have been selected as your ESCo (Energy Supply Company) Manager. This means that all services associated with your heat network, including metering & billing and maintenance, are managed by us on behalf of your heat provider.

We pride ourselves on providing billing based on your actual usage, aim to help you pay for your energy, and ensure your heat network is running optimally. We always want you to experience first-class customer service and support.

About New Garden Quarter

Utility:

Heat and hot water

Metering & billing agent:

Insite Energy

Maintenance provider:

Insite Energy

Billing type:

Pay-as-you-go (PAYG) via Guru Hub II

Available emergency credit:

£5.00

Your scheme cut-off limit:

£0.00

Customer helpline for general queries:

0203 868 5313

Customer helpline to report a technical fault:

0203 868 5313

PAYG explained

PAYG, also known as prepayment, is a metering & billing solution that requires you to pay for your heating and hot water prior to using it. Supply will disconnect if your balance reaches your credit threshold, and you have used all of your emergency credit.

In your home, you will have an HIU with a heat meter connected to it. This accurately measures the energy you use. Your heat meter is in turn connected to your Guru Hub II in-home display (IHD), which provides you with useful information about your energy usage, tariff and details about your account and remaining balance.

The Guru Hub II automatically sends Insite Energy your meter readings. It is also connected to our payment system via the internet, so it always knows how much you have topped-up your account with.

As your account is managed by Insite Energy, you also get free access to **my insite**, our customer portal. This web-app allows you to manage your heating and hot water account and get in touch with us via any internet connected device.

**Manage your energy
account whenever and
wherever with...**



Insite Energy and you

Your heat provider has chosen the PAYG system Guru Hub II, supported by ESCo Manager services, for your home to be managed by us.

Our services

- ✓ We collect your meter reads and charge you based on your actual consumption.
- ✓ We offer you a range of payment methods, and process your top-ups.
- ✓ We provide customer support for any top-up issues.
- ✓ We process changes of residents and issue final balances.
- ✓ We supply welcome e-brochures to all new residents.
- ✓ We issue annual statements.
- ✓ We procure fuel and aim to ensure you get the best price on the market.
- ✓ We carry out optimisation analysis and carry out associated works.
- ✓ We manage all contracts associated with your heat network, including metering & billing, servicing & repairs, and utility supply.
- ✓ We ensure legal and regulatory compliance for your heat network.
- ✓ We remotely monitor to ensure your heat network is fully connected.
- ✗ We don't supply your energy, but will aim to resolve any issues.
- ✗ We can only help you with the utilities that we bill for.
- ✗ We are unable to register as a Heat Trust member because we are not your heat provider.

Benefits of



- Expert management of all heat network services
- Targeted maintenance services to improve efficiency
- Structured financial planning and procurement
- Cost minimisation
- Reduced risk and improved reliability of heat supply

Managing your Guru Hub II and your account

Your Guru Hub II provides you with a reliable and consistent real-time view of consumption in your home. Combined with our customer portal, **my insite**, you can take control of your heating & hot water account.

Your Guru Hub II display

A. Home icon

Use this to find your way back to the main screen.

B. Information icon

Insite Energy's contact details can be found here.

C. Message icon

You can clear messages by pressing the 'Close window' button. In the menu, you can also delete messages from the Hub by pressing the 'X'. To view a message again, click the envelope.

D. Settings icon

Using this menu, you can amend the display settings, and select how long your Hub screen remains activated.

E. Consumption graph

By clicking the toggle above, you can switch between energy (kWh) and GBP (£) consumption graphs, showing usage for the last 7 days.

F. Current usage and CO₂ consumption

G. Enter code

See page 14 for information on manual top-ups.

H. Transactions

I. Usage info

J. Account information

Select this to find the emergency credit and friendly credit available to you. This screen will also show any debt remaining and meter readings on your account.

K. Your tariff charges

L. Activate emergency credit

If you are running low on credit, this button will appear. You can press it to activate your emergency credit to ensure you do not get disconnected. Ensure you top-up your account before your emergency credit runs out or you will be disconnected.

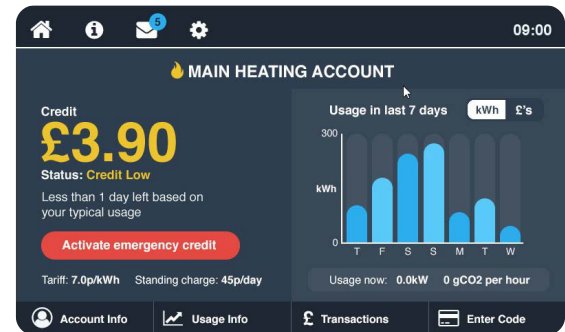
M. Credit status

N. Account balance

This shows the remaining credit on your account. If this is in yellow, you are running low on credit. If this is in red, it means you are either disconnected or using emergency credit.



scan to watch a walk-through video or visit [youtube.com/watch?v=xn8Ei48mrkg](https://www.youtube.com/watch?v=xn8Ei48mrkg)



Your 'my insite' account

A. Burger menu

Use this to navigate to the different pages:

Home *My statements*
My account *Contact us*
My payment history

B. Contact details

View and update your account details.

C. Your account number/19-digit payment number

D. Account balance

If this is in yellow, you are running low on credit. If this is in red, it means you are either disconnected or using emergency credit. Please top-up your account before your emergency credit runs out or you will be disconnected.

E. Debt balance

If applicable, a debt balance will show and be recovered as a percentage of your top-ups.

F. Debt recovery rate

The percentage set by your heat provider to recover any incurred debt.

G. Top-up account button

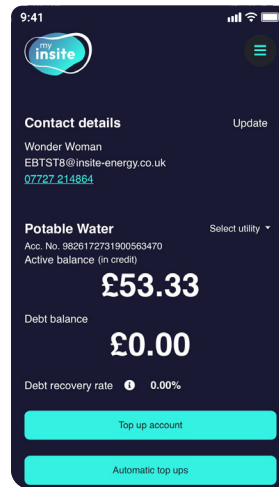
Click here to make a one-time online top-up (p.13).

H. Automatic top-up button

Click here to set-up an automatic top-up (p. 12).



scan to read our how-to guide
or visit
www.insite-energy.co.uk/home/how-does-my-insite-work



Your account balance

Your account balance is colour coded, so you can easily identify the status.

Guru Hub II

- In balance
- Running low
- Disconnected/
emergency credit
activated

'my insite'

- In balance
- Running low
- Disconnected/
emergency credit
activated

Emergency credit

When your credit is running low, you can press the red button on your Guru Hub II to activate your emergency credit. Please top up as your supply will be disconnected when you have used all your emergency credit. The amount of emergency credit is determined by your heat provider, and has been set at <£x>.

⚠ Any emergency credit must be paid back in full when you next top up.

Your charges explained

Where we have been instructed to set your tariffs, our goal is to set the most accurate charges possible. You Utility tariffs are made up of two elements:

Daily standing charge

Your daily standing charge is the fixed charge passed on by your heat provider, which covers the cost of operating the heat network and delivering energy to your home. This is an annual fixed amount that is applied as a daily rate and is charged to all residents, regardless of how much energy you use. This is typically comprised of three main elements:

1. Metering and billing costs

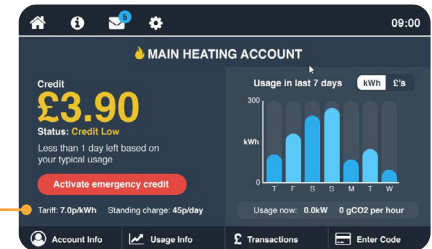
This is the cost of our services, alongside the cost of providing legally required periodic reporting to the Government.

2. The **standing charge** incurred for the **incoming bulk fuel** used to generate the energy on-site.

3. Data and communication costs associated with the **smart metering technology** installed on-site.

Your standing charge may contain the costs associated with operating and maintaining your heat network. This might also be included in your unit charge or building's service charge.

Your current tariff



Unit charge (kWh)

Your unit charge covers the cost of the energy generated in the communal plant room, and any associated energy losses. Your energy consumption is measured via the energy meters installed in your home, so you only pay for what you have used. You are charged for every kilowatt-hour (kWh) consumed within your property. The energy charge is typically comprised of two main elements:

1. Incoming energy price

This is the unit charge paid to purchase the incoming bulk fuel for your development. This is what is used to generate your heating and hot water. By bulk-buying energy for all connected properties, your provider is usually able to get a better price per kWh than the average household organising its own supply.

2. System efficiency

This refers to energy losses that occur throughout a heat network. This is measured by how much energy is lost from the point the supply leaves the plant room to the point it comes out your tap or radiator.

Your unit charge may contain upfront costs of the plant room and any future equipment replacements or repairs needed to keep the heat network in operation. This might also be included in your daily standing charge or building's service charge.

Please note

Your tariff is set and regularly reviewed to ensure the price is fair and any fees charged do not exceed the cost of providing energy to your home. It is not legal to make a profit from your tariff.

If your tariff is increasing, we will provide at least 31 days written notice prior to being applied. If your tariff is decreasing, we will provide at least 10 days notice. Your tariff is displayed on your Guru Hub II once your account has gone live (see p.10).

Making payments

There are multiple ways to top-up your account:

Automatic top-ups via 'my insite'

1. Decide what automatic top-up you'd like to set up:

Balance based auto top-up:

A balanced based auto top-up will take an amount of your choosing when your balance falls below a set threshold.

e.g. Top up £20.00 when your balance reaches £10.00.

Date based auto top-up:

A date based auto top-up will take a fixed amount from your nominated bank account on a specific date. You will be disconnected if your top-up does not cover your charges.

e.g. Top up £20.00 on the 1st of each month.

2. Register your account on [my insite](#). Enter your name, email address, 19-digit payment number (PAN)*, and postcode.

You can also enter your phone number.

3. On the [my insite](#) homepage, click 'Automatic top-ups'.

4. Select the type of auto top-up you'd like to set-up:

Balance based auto top-up:

Select the balance trigger at which you want a payment to be taken. Then select the payment amount you want taken at this trigger point. Click 'Confirm and continue'.

Date based auto top-up:

Select the date (between 1st-28th) and the payment amount you want taken on this date each month. Click 'Confirm and continue'.

5. Provide your bank details or select a pre-authorised card.
6. Review the details you have entered. If correct, click the 'Confirm' button to set up your auto top-up.

**Your 19-digit PAN can be found on your Guru Hub II and on [my insite](#). For reference, please check p.8 & p.9.*

Online via 'my insite'

1. Register your account on [my insite](https://my.insite-energy.co.uk). Enter your name, email address, 19-digit PAN*, and postcode. You can also enter your phone number.
2. On the [my insite](https://my.insite-energy.co.uk) homepage, click the 'Top up account' button.
3. Enter an amount between £5 and £300 you wish to top-up your account by, and press 'Continue'.
4. Upon request, provide your bank details or select a pre-authorized card.
5. Review the details you have entered. If correct, click the 'Confirm and pay' button to make your payment.

Your 19-digit PAN can be found on your Guru Hub II and on **my insite. For reference, please check p.8 & p.9.*

Online guest top-up

If you cannot register your **my insite** account or struggle to log in, you can still make a top-up from the **my insite** login screen.

1. Click 'Guest top-up' at the bottom of the screen on my.insite-energy.co.uk.
2. Enter your 19-digit PAN, the payment amount you wish to make and email address to send the payment receipt to.
3. Enter your card details & billing address.
4. Confirm your payment. If successful, you will be taken to a confirmation screen and an email receipt will be issued.



How to create an account on my insite

1. Click on the 'Register here' button on my.insite-energy.co.uk
2. Enter your details registered with us.
3. Set up a secure password.
4. Enter the verification code that is sent to the email address associated with your account.
5. Once verified, your account is set up and ready to go.

SMS/Text message

1. Register your account on [my insite](#), using your 19-digit PAN*, postcode and name. Ensure to register your mobile number so it is linked to your account, and a payment card is stored.
2. Text **01158 241186** in the following format:
“PAY [19-digit PAN] [payment amount] [CVV]”
 e.g. PAY 9826172737900450089 15.26 123

Over the phone via IVR

Our interactive voice response (IVR) is available 24/7, so you no longer have to speak to an advisor to top-up your PAYG meter.

1. Have your credit or debit card to hand, as well as your 19-digit PAN*.
2. Call your customer helpline and press “1” when prompted.

Your customer helpline:

0203 868 5313

3. Follow the instructions given over the IVR system.

⚠ Please note, our agents will now only take payments over the phone on behalf of vulnerable customers.

PayPoint

1. Find a PayPoint location near you.



PayPoint

PayPoint locations will have the PayPoint logo displayed. You can also look for a PayPoint location through their [online store locator](#).


2. Go to a PayPoint location and take your top-up barcode with you, which is sent to you when your account is set-up, normally via email.
3. Present your PAYG top-up barcode and pay your desired top-up amount over the counter using cash, credit or debit card.

How to manually add a top-up to your IHD?

1. If after one (1) hour, your transaction doesn't appear on your Guru Hub II, select 'Enter code' from the home screen on your Guru Hub II.
2. Enter the 20-digit vend number quoted to you over the phone or found on your payment receipt.
3. Press 'Enter' when complete.

Your 19-digit PAN can be found on your Guru Hub II and on **my insite. For reference, please check p.8 & p.9.*

Issues making a payment?

 If you have any problems making a payment, please get in touch with our help desk.

Your customer helpline:


0203 868 5313


Opening hours:

Monday to Friday: 9:00am-8:30pm






Saturday: 9:00am-5:30pm

We are closed on Sundays and bank holidays.

 Please note, the emergency credit available to you is £5.00. You must top-up your account before this credit runs out, otherwise your supply will be disconnected.

 Please also note, your daily standing charge will continue to deduct from your account even if no energy is being consumed. This means that debt can continue to accrue in case of non-payment.

Energy saving tips

-  Lower your thermostat to a comfortable temperature, but keep it above 16°C.
-  Use a bowl when washing up instead of having running hot water.
-  Shower instead of taking a bath, and use a water efficient shower head.
-  Air out your home to introduce dry air which is quicker to heat up.
-  Use a cooler, shorter wash cycle and try and dry your clothes outside.

scan to read more
energy saving tips
or visit
[insite-energy.co.uk/how-to-reduce-your-energy-bills](https://www.insite-energy.co.uk/how-to-reduce-your-energy-bills)



Here to help

We always want you to experience first-class customer service. Contact us via our web chat, via email and over the phone.

Customer service is paramount to us. We aim to handle any customer queries or complaints as quickly as possible. We record all telephone calls and monitor call waiting times so we can continuously improve our performance.

In addition, if you have a query regarding your account, are moving out of your property, or have any other issues, you can get in touch with our help desk.

We will acknowledge your query or complaint on the same working day it is received. If your issue requires us to liaise with third parties, it may take us a little longer to get back to you.

If our services do not meet your expectations, or you felt we went above and beyond, please get in touch. You can view our [complaints policy](#) on our website.

⚠ Please note that we do not have a customer services counter and cannot accept payments or investigate queries in person.

Maintenance queries

Telephone:
0203 868 5313

Opening hours:
24/7

General queries

Telephone:
0203 868 5313

Opening hours:
Mon-Fri: 9:00am-8:30pm
Sat: 9:00am to 5:30pm
Sun: CLOSED
Bank holidays: CLOSED

Post:
Customer Service Manager
Insite Energy,
Studio 4 Stuart House,
St John's Street,
Peterborough,
PE1 5DD

Email:
customerservice@insite-energy.co.uk

⚠ Please provide your name, address, and your 8-digit account number.

How you can help

There are a few things you can do to help avoid any potential issues:

- 🔍 Please allow our staff access to your property when we need to carry out maintenance or repair works. We will endeavour to arrange a morning or afternoon weekday appointment for a time that suits you.
- 📅 Please keep all scheduled appointments and provide us with at least 48 hours' notice should you need to change it. Your heat provider may charge you for any missed appointments.
- 📞 If you think your metering system is faulty, please let us know at the earliest opportunity.
- ✦ Please take reasonable care of your heat meter and heating system.
- 📄 Keep all electronic and physical payment receipts for your records.

Vulnerable customers

We offer **additional services to our residents who may require extra support**. These include: authorised contacts, priority attendance, password protected appointments, and alternative communication formats. If you feel you need access to these services and identify as any of the following, please get in touch with your heat provider to be registered:

- Over the age of 70 years old
- With mental and/or physical disabilities
- With long-term/chronic illness
- Visually or hearing impaired

Other circumstances, such as bereavement, may give rise to vulnerability and will be taken into consideration. We keep a record of all vulnerable customers on our Priority Services Register (PSR), which will be shared with your heat provider.

Frequently asked questions

We have selected a few common queries below. A comprehensive list of our FAQs can be found on our website.

Q: My heating and hot water aren't working.

A: Before getting in touch with us, please check that:

- Your heating controls (e.g. thermostats) are set correctly
- The heat meter and HIU are on and are undamaged
- Your account is in a positive balance, and you have allowed for one (1) hour if you made a top-up payment
- You have electricity to your property

If the answer to all the above is 'yes' and you still have no heating and hot water, please contact our customer services team.

Please note, for queries relating to your electricity and water supply, please contact your relevant suppliers.

Q: I've only recently opened my account, why is there already a debt balance?

A: The main reason why your heating and hot water account might be opened with a debt balance is if we have been notified of your move in after you have occupied the property.

You will have not yet been billed for the energy consumption and daily standing charge for this period. As such, on opening your account, your accrued balance will have been calculated.

This amount will be shown as a debt balance with a debt recovery rate in place, as agreed by your heat provider, and shown on your Guru Hub II and **my insite** account. The debt recovery rate, allows you to gradually pay off your debt as a percentage of top-ups, with the majority applying to your account balance.

Q: I'm moving out. What do I need to do?

A: To make sure you only pay for what you have used, it's important to give us a heat meter read taken on the date you move out of your home.

It's easy to submit your final meter readings. You can send these to us via our '**Moving out**' form found on our website, or you can take a photo of your meter and send these to us at residata@insite-energy.co.uk.

If you're a PAYG customer with a **my insite** account, providing

Frequently asked questions (continued)

the wrong move out date might mean you receive a payment notification related to the new tenants after they moved in.

If we don't receive all the necessary information to close your accounts, we may end up charging you in error. Your energy provider, or landlord, may even withhold your deposit or take legal action until all outstanding debts are settled.

An email will be sent to you to confirm the closure of your account. Any outstanding funds will be refunded on your payment card. Find our [refund policy](#) on our website.

Q: Why should I set-up two-factor authentication (2FA) on 'my insite'?


A: There are new cyber security mechanisms coming into place for cloud-based services to reduce the risk of identity fraud and cyber hacking. One of these is the implementation of two-factor authentication. This means that instead of just entering your username and password, you also provide a second means of authentication to prove it is you trying to access your account. This is to make it more difficult for someone else to gain access to your personal information.

To enhance your security, we have implemented the option to set-up two-factor authentication in the **my insite** customer portal. This is currently optional but may become mandatory in future.

You can choose to set this up at any time by going into 'My account' on **my insite**.

If you no longer have access to the email account used for your 2FA set-up or want to turn off 2FA any point, please get in touch.

scan to read more
FAQs
or visit
insite-energy.co.uk/faqs








scan to visit
our website





or visit
www.insite-energy.co.uk

 my.insite-energy.co.uk

 customerservice@insite-energy.co.uk

 0203 868 5313

 www.insite-energy.co.uk/home

 Insite Energy, Studio 4 Stuart House, St John's Street, Peterborough, PE1 5DD