

Your 'my insite' account

A. Burger menu

Use this to navigate to the different pages:
 Home *My statements*
 My account *Contact us*
 My payment history

B. Contact details

View and update your account details.

C. Your account number/19-digit payment number

D. Account balance

If this is in yellow, you are running low on credit. If this is in red, it means you are either disconnected or using emergency credit. Please top-up your account before your emergency credit runs out or you will be disconnected.

E. Debt balance

If applicable, a debt balance will show and be recovered as a percentage of your top-ups.

F. Debt recovery rate

The percentage set by your heat provider to recover any incurred debt.

G. Top-up account button

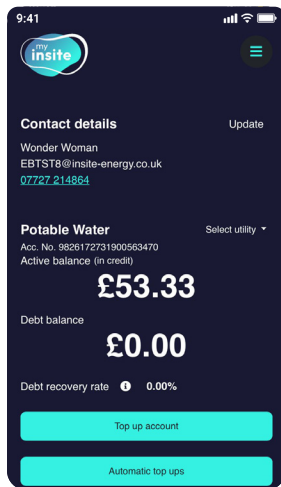
Click here to make a one-time online top-up (p.13).

H. Automatic top-up button

Click here to set-up an automatic top-up (p. 12).



scan to read our how-to guide
or visit
www.insite-energy.co.uk/home/how-does-my-insite-work



Your account balance

Your account balance is colour coded, so you can easily identify the status.

Guru Hub II

- In balance
- Running low
- Disconnected/emergency credit activated

'my insite'

- In balance
- Running low
- Disconnected/emergency credit activated

Emergency credit

When your credit is running low, you can press the red button on your Guru Hub II to activate your emergency credit. Please top up as your supply will be disconnected when you have used all your emergency credit. The amount of emergency credit is determined by your heat provider, and has been set at £5.00.

⚠ Any emergency credit must be paid back in full when you next top up.

Your charges explained

Where we have been instructed to set your tariffs, our goal is to set the most accurate charges possible. Your Utility tariffs are made up of two elements:

Daily standing charge

Your daily standing charge is the fixed charge passed on by your heat provider, which covers the cost of operating the heat network and delivering energy to your home. This is an annual fixed amount that is applied as a daily rate and is charged to all residents, regardless of how much energy you use. This is typically comprised of three main elements:

1. Metering and billing costs

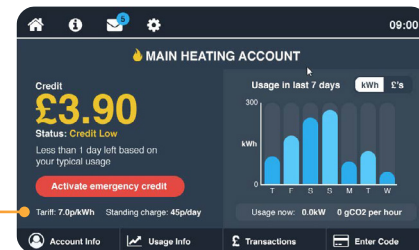
This is the cost of our services, alongside the cost of providing legally required periodic reporting to the Government.

2. The **standing charge** your heat provider incurs for the **incoming bulk fuel** used to generate the energy on-site.

3. Data and communication costs associated with the **smart metering technology** installed on-site.

Your standing charge may also contain the costs associated with operating and maintaining your heat network (this might also be included within your building's service charge).

Your current tariff



Unit charge (kWh)

Your unit charge covers the cost of the energy generated in the communal plant room, and any associated energy losses. Your energy consumption is measured via the energy meters installed in your home, so you only pay for what you have used. You are charged for every kilowatt-hour (kWh) consumed within your property. The energy charge is typically comprised of two main elements:

1. Incoming energy price

This is the unit charge your heat provider pays to purchase the incoming bulk fuel for your development. This is what is used to generate your heating and hot water and cooling. By bulk-buying energy for all connected properties, your provider is usually able to get a better price per kWh than the average household organising its own supply.

2. System efficiency

This refers to energy losses that occur throughout a heat network. This is measured by how much energy is lost from the point the supply leaves the plant room to the point it comes out your tap or radiator.

Your unit charge may also contain upfront costs of the plant room and any future equipment replacements or repairs needed to keep the heat network in operation (this might also be included in your building's service charge).

Please note

Your tariffs are set and regularly reviewed by your heat provider to ensure the price is fair and any fees charged do not exceed the cost of providing energy to your home. Your heat provider cannot legally make a profit from your tariff.

⚠ Unfortunately, we are unable to change your tariff unless instructed to do so by your heat provider.

If your tariff is increasing, we will provide at least 31 days written notice prior to being applied. If your tariff is decreasing, we will provide at least 10 days notice. Your tariff is displayed on your Guru Hub II once your account has gone live.

Making payments

There are multiple ways to top-up your account:

Automatic top-ups via 'my insite'

1. Decide what automatic top-up you'd like to set up:

Balance based auto top-up:

A balanced based auto top-up will take an amount of your choosing when your balance falls below a set threshold.

e.g. Top up £20.00 when your balance reaches £10.00.

Date based auto top-up:

A date based auto top-up will take a fixed amount from your nominated bank account on a specific date. You will be disconnected if your top-up does not cover your charges.

e.g. Top up £20.00 on the 1st of each month.

2. Register your account on [my insite](#). Enter your name, email address, 19-digit payment number*, and postcode. You can also enter your phone number.

3. On the [my insite](#) homepage, click 'Automatic top-ups'.

4. Select the type of auto top-up you'd like to set-up:

Balance based auto top-up:

Select the balance trigger at which you want a payment to be taken. Then select the payment amount you want taken at this trigger point. Click 'Confirm and continue'.

Date based auto top-up:

Select the date (between 1st-28th) and the payment amount you want taken on this date each month. Click 'Confirm and continue'.

5. Provide your bank details or select a pre-authorised card.

6. Review the details you have entered. If correct, click the 'Confirm' button to set up your auto top-up.

**Your 19-digit payment number can be found on your Guru Hub II and on [my insite](#). For reference, please check p.8 & p.9.*

Online via 'my insite'

1. Register your account on [my insite](#). Enter your name, email address, 19-digit payment number*, and postcode. You can also enter your phone number.
2. On the [my insite](#) homepage, click the 'Top up account' button.
3. Enter an amount between £5 and £300 you wish to top-up your account by, and press 'Continue'.
4. Upon request, provide your bank details or select a pre-authorised card.
5. Review the details you have entered. If correct, click the 'Confirm and pay' button to make your payment.

**Your 19-digit payment number can be found on your Guru Hub II and on [my insite](#). For reference, please check p.8 & p.9.*

SMS/Text message

1. Register your account on [my insite](#). Enter your name, email address, 19-digit payment number*, and postcode. Ensure your mobile number is registered to your account and a payment card stored.
2. Text **01158 241186** in the following format:
"PAY [19-digit payment number] [payment amount] [CVV]"
e.g. To top-up £15.26, text: PAY 9826172737900450089 15.26 123



How to create an account on my insite

1. Navigate to [my.insite-energy.co.uk](#) and click on the 'Register here' button.
2. Enter your details registered with us.
3. Set up a secure password.
4. Enter the verification code that is sent to the email address associated with your account.
5. Once you have verified your identity, your account will be set up and ready to go.

Over the phone via IVR

Our interactive voice response (IVR) is always available, so you no longer have to speak to an advisor to top-up your PAYG meter.

1. Have your credit or debit card to hand, as well as your 19-digit payment number*.
2. Call your dedicated customer helpline and press “1” when prompted.

Your customer helpline:

0120 031 6078

3. Follow the instructions given over the IVR system.

⚠ Please note, our agents will now only take payments over the phone on behalf of vulnerable customers.

Your 19-digit payment number can be found on your Guru Hub II and on **my insite. For reference, please check p.8 & p.9.*

PayPoint

1. Find a PayPoint location near you.



PayPoint locations will have the PayPoint logo displayed.


You can also look for a PayPoint location through their [online store locator](#).

2. Go to a PayPoint location and take your top-up barcode with you, which is sent to you when your account is set-up, normally via email.
3. Present your PAYG top-up barcode and pay your desired top-up amount over the counter using cash, credit or debit card.

How to manually add a top-up to your IHD?

1. If after one (1) hour, your transaction doesn't appear on your Guru Hub II, select 'Enter code' from the home screen on your Guru Hub II.
2. Enter the 20-digit vend number quoted to you over the phone or found on your payment receipt.
3. Press 'Enter' when complete.

Extra help

 If you have any problems making a payment, please get in touch with our help desk.

Your customer helpline:


0120 031 6078


Opening hours:

Monday to Friday: 9:00am-8:30pm

Saturday: 9:00am-5:30pm

We are closed on Sundays and bank holidays.

 Please note, the emergency credit available to you is <£x>. You must top-up your account before this credit runs out, otherwise your supply will be disconnected.

 Please also note, your daily standing charge will continue to deduct from your account even if no energy is being consumed. This means that debt can continue to accrue in case of non-payment.



Energy saving tips



Lower your thermostat to a comfortable temperature, but keep it above 16°C.



Use a bowl when washing up instead of having running hot water.



Shower instead of taking a bath, and use a water efficient shower head.



Air out your home to introduce dry air which is quicker to heat up.



Use a cooler, shorter wash cycle and try and dry your clothes outside.

scan to read more
energy saving tips
or visit
[insite-energy.co.uk/how-to-reduce-your-energy-bills](https://www.insite-energy.co.uk/how-to-reduce-your-energy-bills)




Here to help

We always want you to experience first-class customer service. We're open Monday to Friday from 9:00am-8:30pm and on Saturdays from 9:00am-5:30pm through our web chat, via email and over the phone.

Customer service is paramount to us. We aim to handle any customer queries or complaints as quickly as possible. We record all telephone calls and monitor call waiting times so we can continuously improve our performance.

If our services do not meet your expectations, or you experienced great customer support, please get in touch. You can view our [complaints policy](#) on our website. In addition, if you have a query regarding your account, are moving out of your property, or have any other issues related to making payments, you can get in touch with our help desk.

We will acknowledge your query or complaint on the same working day it is received and aim to resolve it within ten working days. If your issue requires us to liaise with your heat provider or any other third parties, this may take longer.

 **Please note that we do not have a customer services counter and cannot accept payments or investigate queries in person.**

Email:

customerservice@insite-energy.co.uk

Telephone:

0120 031 6078

Opening hours:


Monday to Friday: 9:00am-8:30pm

Saturday: 9:00am to 5:30pm

We are closed on Sundays and Bank Holidays.






Post:

Customer Service Manager
Insite Energy,
Studio 4 Stuart House,
St John's Street,
Peterborough, PE1 5DD

 **Please provide your name, address, and your 19-digit payment number.**

How you can help

There are a few things you can do to help avoid any potential issues:

-  Please allow our staff access to your property when we need to carry out maintenance or repair works. We will endeavour to arrange a morning or afternoon weekday appointment for a time that suits you.
-  Please keep all scheduled appointments and provide us with at least 48 hours' notice should you need to change it. Your heat provider may charge you for any missed appointments.
-  If you think your metering system is faulty, please let us know at the earliest opportunity.
-  Please take reasonable care of your heat meter and heating system.
-  Keep all electronic and physical payment receipts for your records.

Vulnerable customers

We offer **additional services to our residents who may require extra support**. These include: authorised contacts, priority attendance, password protected appointments, and alternative communication formats. If you feel you need access to these services and identify as any of the following, please get in touch with your heat provider to be registered:

- Over the age of 70 years old
- With mental and/or physical disabilities
- With long-term/chronic illness
- Visually or hearing impaired

Other circumstances, such as bereavement, may give rise to vulnerability and will be taken into consideration. We keep a record of all vulnerable customers on our Priority Services Register (PSR), which will be shared with your heat provider.

Frequently asked questions

We have selected a few common queries below. A comprehensive list of our FAQs can be found on our website.

Q: My heating and hot water aren't working.

A: Before getting in touch with us, please check that:

- Your heating controls (e.g. thermostats) are set correctly
- The heat meter and HIU are on and are undamaged
- Your account is in a positive balance, and you have allowed for one (1) hour if you made a top-up payment
- You have electricity to your property

If the answer to all the above is 'yes' and you still have no heating and hot water, please contact our customer services team.

Please note, Insite Energy are not responsible for your energy supply, nor do we maintain the heating system at your development. Unless contracted, Insite Energy are unable to help you with the maintenance of the heating system within your property. For queries relating to your electricity and water supply, please contact your relevant suppliers.

Q: I've only recently opened my account, why is there already a debt balance?

A: The main reason why your heating and hot water account might be opened with a debt balance is if we have been notified of your move in after you have occupied the property.

You will have not yet been billed for the energy consumption and daily standing charge for this period. As such, on opening your account, your accrued balance will have been calculated.

This amount will be shown as a debt balance with a debt recovery rate in place, as agreed by your heat provider, and shown on your Guru Hub II and **my insite** account. The debt recovery rate, allows you to gradually pay off your debt as a percentage of top-ups, with the majority applying to your account balance.

Frequently asked questions (continued)

Q: I'm moving out. What do I need to do?

A: It is important that you let us know exactly when you will be leaving your current address.

To make sure you only pay for what you have used, it's key you give us a heat meter read taken on the date you move out of your home.


It's easy to submit a final meter reading. You can send it to us via our ['Moving out' form](#) found on our website, or you can take a photo of your heat meter's screen and send it to us at residata@insite-energy.co.uk.

If you're a PAYG customer with a **my insite** account, providing the wrong move out date might mean you receive a payment notification related to the new tenants after they have moved in.






If we don't receive all the necessary information to close your account, we may end up charging you in error. Your heat provider, or landlord, may even withhold your deposit or take legal action until all outstanding debts are settled.

You will receive an email confirming the closure of your account, once actioned. Any outstanding funds will be refunded onto your payment card. You can find our [refund policy](#) on our website.

scan to read more
FAQs
or visit
insite-energy.co.uk/faqs





-  my.insite-energy.co.uk
-  customerservice@insite-energy.co.uk
-  0120 031 6078
-  www.insite-energy.co.uk/home
-  Insite Energy, Studio 4 Stuart House, St John's Street, Peterborough, PE1 5DD

scan to visit
our website



or visit
www.insite-energy.co.uk