



# Caspian Wharf

Billing and payment services for heating & hot water

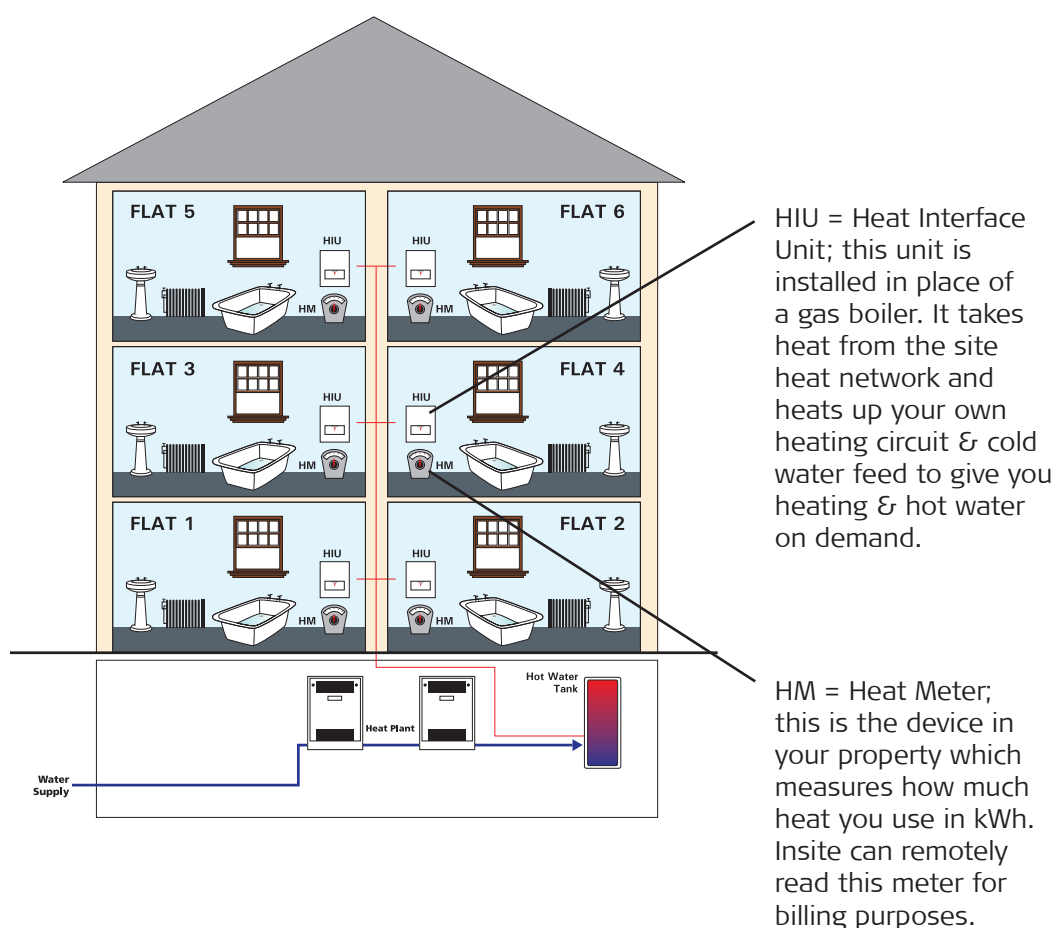
**All you need to know**



## Introduction

Your home is served by a low carbon heating and hot water heat network which is generated in a communal plant room, powered by gas boilers. Your heating system is robust, reliable and controllable. You can control the heat level through your thermostat and heating controls in the same way as if you had an individual gas boiler in your property. Your hot water is provided on demand and you only pay for what you use.

### Heat Network





## What is a Heat Network?

Rather than have an individual gas boiler in every home, a heat network uses a centralised communal boiler to provide heat for a whole development or for several homes in a development.

The centralised boiler is usually located in a basement or external plant room. Your heat supplier Berkeley Homes (North East London), manages the bulk energy supply to the plant room at your development. The communal boiler turns the energy into hot water and pumps it via an infrastructure of pipes around your development, passing through a heat exchanger or HIU (Hydraulic Interface Unit) at each property.

This heat exchanger or HIU (Hydraulic Interface Unit) brings the heating and hot water into your home.

Insite has installed a smart valve in your home which links your payments to your access to heating and hot water. As long as your account is in credit, your valve will remain open and you will have access to heating and hot water. If your account runs out of credit, the valve will close. Once you make a top-up payment, it will open again.

All of this happens remotely using our smart internet technology.

The amount you pay for your heating and hot water will depend on the amount you use. You will also be charged a daily standing charge which is a fixed charge per day for your connection to the district heat network. This daily standing charge is payable regardless of whether you consume any heating or hot water, as per a direct connection to an energy supplier.

You can find out more about how your heat tariff and daily standing charge are calculated and when they are updated in the "Understanding Your Heat Charges" information guide.

## Insite and You

Insite is a metering and billing agent for many heat network suppliers around the UK. We work on behalf of the suppliers such as Berkeley Homes (North East London) to provide metering and payment services to their residents.

Insite has been appointed by your heat supplier Berkeley Homes (North East London) to manage your "Flexi Pay" payment system.

We don't supply the energy used to provide the heating or hot water, nor do we install or maintain the heat network at your development or for your home.

Insite is not able to help with the heaters nor taps inside your home. We are also not able to help you with the maintenance of the heating system or plumbing within the property.

The electricity or water supply to your property is not supplied by Insite. You should contact your suppliers directly for any queries.

For maintenance queries, please contact General Enquiries Please Call Concierge 0207 536 0595 as Insite will not be able to help you with this.

## Contacting us

If you have a query regarding your "Flexi Pay" system, are moving into or out of the property or if you have any other issue relating to paying for your heat, you can call our Customer Service helpline on 0345 873 1084.

Our opening hours are 0900-1700, Monday to Friday.

If you have an emergency where you have no heating or hot water, you can also call us using the same helpline number, 1700-2000, Monday to Friday and 0900-1700 on Saturday and Sunday.

You can also email us at [customerservice@insite-energy.co.uk](mailto:customerservice@insite-energy.co.uk). Your email will be read during office hours

## About your "Flexi Pay" system

Berkeley Homes (North East London) has chosen the Secure Liberty Connect System for your home. The Secure Liberty Connect System is a smart energy meter and heating and hot water controller, all in one. It is a popular metering solution which is linked to our "Flexi Pay" payment system. Your Secure Liberty Connect System enables you to easily monitor your use of heating and hot water and also the payments you make.

The Secure Liberty Connect System is connected to Insite's payment system via the internet, so it always knows how much credit you've purchased.

### Reading the "Flexi Pay" display panel

Below is an image of the main menu screen





## Credit Low

The image below shows the 'low credit' display screen. When your credit runs low, this message will display reminding you to make a top up payment. If you are unable to top up immediately you can activate your emergency credit.

To activate your emergency credit press the "E-Credit" button as illustrated below.



## Emergency Credit

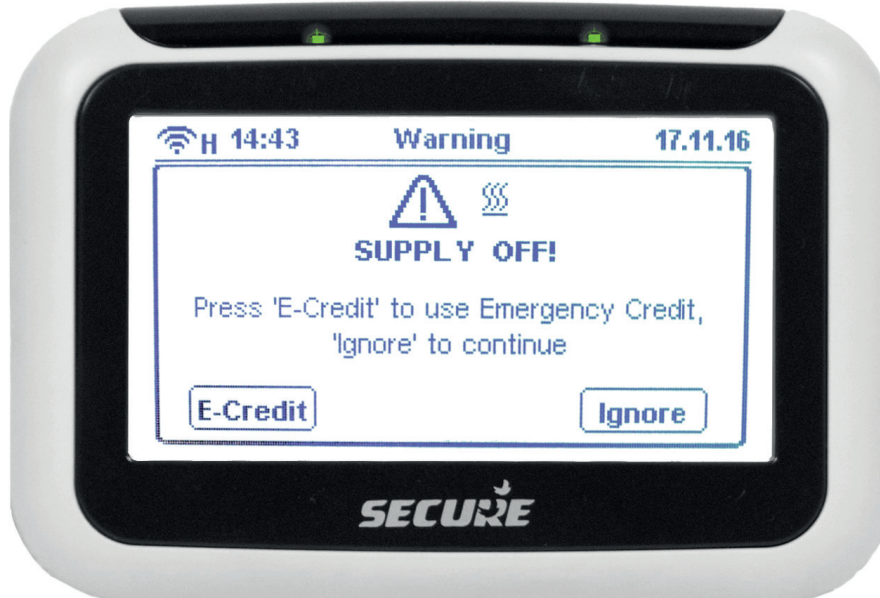
When the emergency credit is activated, your display screen will confirm this by displaying "Using Emergency credit" It will also display how much emergency credit you have available. Please note that emergency credit is for emergencies only. If you have activated your emergency credit you must then top up as your supply will be disconnected once the allowance has been used up.

The amount of Emergency Credit available to you is determined by your heat supplier.



## Supply Off

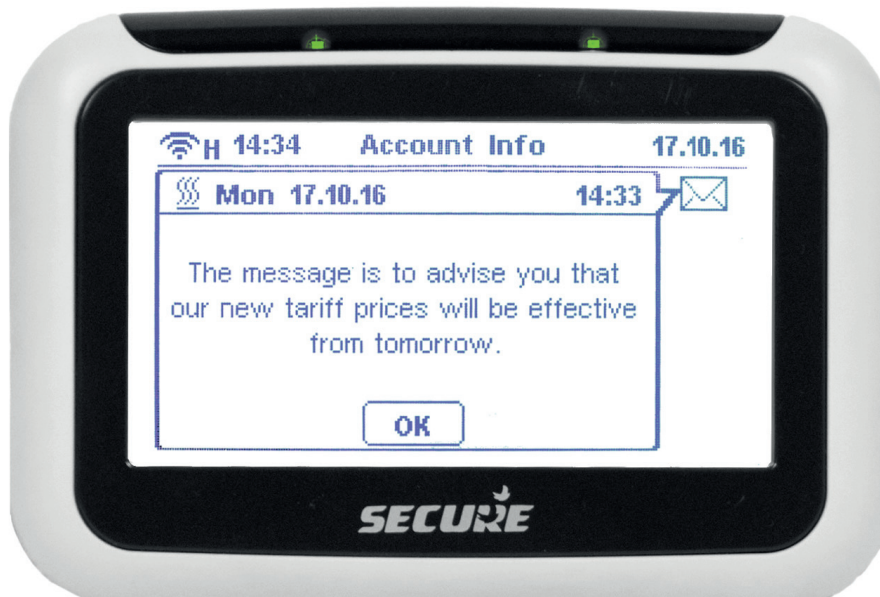
If your emergency credit reaches zero (-£0.00), your smart valve will close and your supply will be disconnected. You must make a top up payment in order to restore your supply. Please note you must be in positive credit in order to reactivate your access to heating and hot water.



Please note that your standing charge will continue to deduct daily, even if your heating and hot water supply has been disconnected or if you are away from your home.

## Messages from Insite

We may need to send you messages from time to time. If so the message will be displayed on the screen. Simply click "OK" to clear the message.





## Usage

The Usage screen displays your kWh usage. This is the actual amount of heat you have consumed.



## Settings



From the **Settings** screen (as above) you can do the following:

- get information on the communications network and suppliers helpline
- set your daily energy consumption target level
- turn the alarm sound on and off

- turn the indicator LEDs on or off
- adjust your low credit alert level if you are a prepayment consumer
- set the display backlight to turn on or off after 1 minute or stay on constantly
- adjust the touch-screen display contrast
- erase data from your display

**Target level:** allows you to set separate target levels for electricity and heat (if available). By setting the daily consumption target you can visually check if your consumption is above or within your desired target level.

### Making top up payments

Whenever you top up your iFlexi Payi system, your Secure Liberty Connect System will be credited remotely. If for any reason there is a significant delay in the credit reaching your system remotely, you can enter it manually. Simply key in the 20 digit vend code which can be found on your PayPoint, SMS, email receipt or given verbally to you if you top up over the phone.



## How do I make payments?

The following payment options are available to you:

- **Online**
- **Phone**
- **SMS/text**
- **At a PayPoint location**

FIRSTLY, YOU WILL NEED TO SET UP AN ACCOUNT WITH YOUR DETAILS.



## How to set up your payment account

Log onto [www.pay.insite-energy.co.uk](http://www.pay.insite-energy.co.uk)

- **Click on *Your Account***
- **Click on *Register***
- **Enter a user name**
  - Use something simple and easy to remember.
- **Enter a password**
  - Try to use a mixture of letters and numbers or three separate unrelated words.
- **Confirm password**
- **Enter your Account Number**
  - Your account number is the 19 digit number which can be found on your heat payment card.
- **Insert your title**
- **Enter your first name**
- **Enter your last name**
- **Enter your phone number**
  - Please remember to include your area code.
- **Enter your mobile number**
  - Remember, we need your mobile number if you would like to top up via SMS.
- **Enter the 1<sup>st</sup> line of your address**
  - Flat/house number, street number and street name.
- **Enter the 2<sup>nd</sup> line of your address**
  - Town
- **Enter the 3<sup>rd</sup> line of your address**
  - City
- **Enter Region**
  - Country
- **Enter your post code**
- **Enter your email address**
- **Enter your email address again**
- **Enter the security words**
- **Click on *Register***

Now please check your email. We will send you an email to verify that we have the correct email address.

Follow the instructions on the email by clicking in the highlighted link to register your credit/debit card.

## How to register your credit or debit card online

**Please note this is required if you would like to use our SMS service.**

To save typing in your billing address and credit card details each time you want to top up, you can opt to securely register your card details with us.

Log onto [www.pay.insite-energy.co.uk](http://www.pay.insite-energy.co.uk)

- **Go to *Your Account***
- **Click on *make payment***
- **Select the amount you wish to pay by clicking on the arrow to the right of the word "Amount" then Click on the desired amount**
- **Enter your billing address details (the address where your credit/debit card is registered)**
  - Enter your Name
  - Enter your Company (If applicable)
  - Enter your Street Name
  - Enter your Area
  - Enter your City
  - Enter your Region
  - Enter your Post Code
- **Enter your credit/debit card details**
  - Select your card type by clicking on the arrow to the right of Card Type, Click on your selected card type
  - Enter the long card number (the 16 digit number on the front of the card)
  - Enter the name on the card
  - Enter the Issue number (if shown)
  - Enter the start date
    - Click on the arrow to the right of the month and Click on the selected month, and Click on the arrow to the right of the year and Click on the selected year.
  - Enter the expiry date
    - Click on the arrow to the right of the month and Click on the selected month, and Click on the arrow to the right of the year and Click on the selected year.
  - Enter the security number (the 3 digit number on the back of the card)
  - Click on the enable box to securely save your card details for next time, Click on submit.

You will be sent an email confirming your payment.

If you haven't received the email within 5 minutes then please check your junk mail folder as it may have been diverted there. Please move the email to your inbox to allow the functionality of the link.

**A note about security:** in order to keep payments secure and safe, your card details are saved by Paypoint.net, the payment provider and not by us. Insite only saves a reference code for this transaction, which is checked by Paypoint.net every time you pay.

**Once you have registered your credit/debit card online you can now top up online or register for SMS payments.**





## How to top up your credit online

Log onto [www.pay.insite-energy.co.uk](http://www.pay.insite-energy.co.uk)

- Click on **Login**
- Enter your **username**
- Enter your **Password**
- Click **Login**
- Go to **Your Account**
- Click on **Make payment**
- Select the amount you wish to pay by clicking on the arrow to the right of the word "amount" and click on the desired amount
- Check that the credit card details displayed are correct, then Click "submit"

You will be sent an email confirming your payment.

## How to register for top up by SMS/text

Once you have registered your debit/credit card and clicked on the box, please fill in the details on that page, and *make sure you tick the box* labelled "Allow this payment card to be used for payments via SMS."

**You will need to ensure that your mobile number is registered.**

### How to register your Mobile Number:

Log onto [www.pay.insite-energy.co.uk](http://www.pay.insite-energy.co.uk)

- Click on **Login**
- Enter your **username**
- Enter your **Password**
- Click **Login**
- Go to **Your Account**
- Under **account settings** enter your mobile number
- Click **Save**
- Under **Pay by SMS** - Click **Register your mobile number**
- You will now be sent a text message with a confirmation code
- Enter the confirmation code in the box titled **SMS Confirmation Code**
- Click **Confirm**
- You will now be sent a text message to confirm your mobile phone registration
- You are now ready to top up using SMS

## How to top up by SMS/text

Send a text to **81234** saying **PAY**, followed by the amount you wish to top-up.

- For example: to top-up credit by £20, send a text to **81234** saying **PAY 20**
- You can make payments of £5 to £150 (in £5 increments).
- Texts are charged at your standard network rate.

Payment will be taken from the credit/debit card you have registered for our Pay by SMS service. Each SMS that you send will only be charged at standard network rates.

## How to top up your credit via telephone

Please call customer services on 0345 873 1084 during our office hours of 0900-1700 Monday to Friday to make a payment over the phone using your debit card or credit card.

**Please note the maximum amount you can top up in one transaction is £150.00**

## Making payment at a PayPoint location

You can make a top up payment at any location that displays the PayPoint Logo.



You can add credit using your heat payment card at any PayPoint location and top up with your desired amount. The credit will be remotely credited to your "Flexi Pay" unit.

We will notify you of your nearest PayPoint location in the letter that we send with your heat payment card.

Please look after your card, the replacement cost for a lost or damaged card is £25.00.

### **Can I top up before my credit runs down to zero (-£0.00)?**

Yes! You can make payments whenever you like and build up a balance to cover periods when you might be away from your home.



## Emergency credit

If your credit runs out, you can use your emergency credit allowance to keep your heating and hot water working for a little while longer, until you are able to make a top-up payment.

Please note that there is a maximum of £5 emergency credit available to you. The amount of emergency credit used will have to be paid back the next time that you top up.

To activate your emergency credit press the "E-Credit" button as illustrated on page 7.

## I have just topped up and my heating/hot water isn't working

Firstly, check that you have enough credit and that you have a positive balance (remember that if you have used any emergency credit it will automatically be taken from your next top up payment).

- If you have topped up using PayPoint, please check your receipt to make sure the payment was taken correctly.
- If you have topped up online, please check that you have received a confirmation email and that the information is correct.
- If you have topped up via SMS, please check that you have received a confirmation text message and that the information is correct.
- Check your "Flexi Pay" Secure Liberty Connect System to see if your credit has been applied. If it hasn't, please manually apply the credit by pressing the Top Up button and entering the 20 digit vend code which you can find on your Pay Point receipt, email or text confirmation.

## If your heating is not working

- Check that your heating controls are set properly so that your controls are allowing heat into the apartment.
- Check that the Secure Liberty Connect System is on and working.
- Check that you have sufficient credit and that the unit is not showing a negative (-£0.00) balance.

If your heating is still not working, please call our customer service helpline on 0345 873 1084. or email [customerservice@insite-energy.co.uk](mailto:customerservice@insite-energy.co.uk). Our opening hours are shown on page 5.

## If we need to visit your property due to a "Flexi Pay" system problem:

- We offer morning or afternoon appointments for maintenance visits.
- We offer you the option of choosing a password for any appointments we make. This password will be used to identify the person visiting so that you know the person who arrives at your home is indeed one of our employees.

Should you need to contact us regarding an appointment you can contact us on 0345 873 1084 or email us at [customerservice@insite-energy.co.uk](mailto:customerservice@insite-energy.co.uk)

## Customers with additional needs

Berkeley Homes (North East London) has provided us with the details of any residents at your development who have additional needs - such as being hard of hearing or visually impaired. Please feel free to let us know if you have additional requirements in communicating with us. We will do our best to help you.

You may wish to nominate another person, such as a carer, friend or relative to contact us on your behalf about your account. Please let us know if you would like this to be set up. We will not share your account and payment details with anyone else unless you explicitly ask us to do so.

Sometimes we may need to visit your home in order to carry out routine maintenance on your Secure Liberty Connect System. We want you to be sure of the identity of the person visiting your home, therefore for your peace of mind we can quote a password whenever we visit. You can choose your own password and change it whenever you like. All our engineers have photo identification, which they wear at all times.

## What you can do to help us help you

There are a few things you can do to help avoid any problems:

- Please look after your payment card carefully as you will be charged for any replacements.
- Please allow staff access to read the "Flexi Pay" System or carry out maintenance works if it is required. Our customer service team will arrange this for a time that suits you.
- Please keep appointments made to maintain the "Flexi Pay" system, where access is required to your property. Your heat provider may charge you for any missed appointments.
- Contact us as soon as possible if you think your "Flexi Pay" system is faulty.
- Let us know if you require an interpreter or assistance in your communications with us.
- Do not wilfully damage any part of the heating system within your property or outside your property.
- Keep your PayPoint receipts.



## Quality of Service and Complaint Handling

Customer service is really important to us and we want to ensure that we handle any customer queries or complaints quickly and effectively. We keep a record of telephone calls and waiting times so that we can constantly check and improve our performance.

We will acknowledge your query or complaint on the same working day it is received and we will aim to resolve it within ten working days. If your issue requires liaison with Berkeley Homes (North East London) or other parties, this may take longer.

Please let us know if you should want to nominate a third party to speak for you about your account

Contacting us for queries, complaints and feedback

We'd like to hear from you if our service does not meet your expectations or if you have received good service that you would like to bring to our attention.

You can email our customer service team at [customerservice@insite-energy.co.uk](mailto:customerservice@insite-energy.co.uk). They will acknowledge receipt of your email and refer your query to the right department or answer it themselves.

You can call our customer service team on 0345 873 1084 during our office hours on 0900-1700 Monday to Friday.

You may wish to escalate your query to our Customer Service Manager. Please write to us at:

Customer Service Manager  
Insite Energy Ltd  
8th Floor, Block 2  
Elizabeth House  
39 York Road  
London  
SE1 7NQ

When contacting us, please provide your name and address to help us deal with your query more efficiently.

**Please note that we do not have a customer counter service and so we cannot accept payments or investigate queries at our office.**







## Contact and information

To learn more about how we can help you call

**0345 873 1084**

Or email **[customerservice@insite-energy.co.uk](mailto:customerservice@insite-energy.co.uk)**

Insite Energy Ltd  
8th Floor, Block 2  
Elizabeth House  
39 York Road  
London  
SE1 7NQ

**[www.insite-energy.co.uk](http://www.insite-energy.co.uk)**

Printed April 2018