



Introducing KURVE, your smart metering web-app

# Woodberry Down Phase 3

KURVE<sup>•</sup>

Metering & billing services for heating & hot water

Customer Service Helpline: 0203 908 8165



## Contents

View your consumption and pay for  
your heating and hot water on the go  
using the digital web-app, KURVE.



support@mykurve.com



0203 908 8165



mykurve.com



## Welcome to Woodberry Down Phase 3

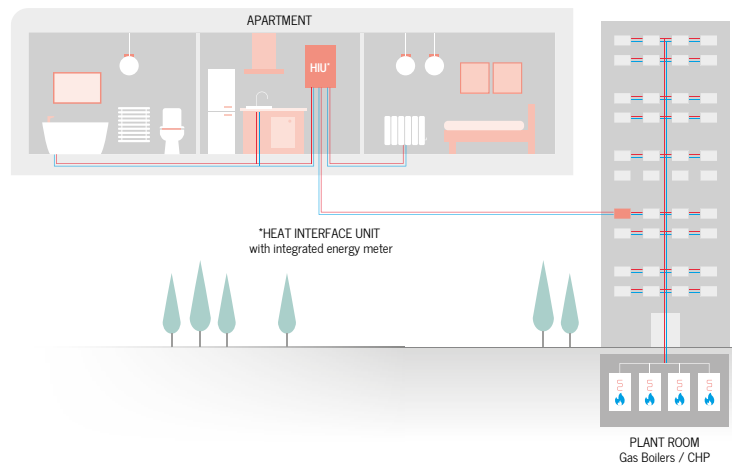
Your new home is served by a heat network. Heat networks are an efficient, low carbon method of delivering heat to buildings. Instead of every home having a conventional gas or electric boiler, there is one central plant room generating energy into heating and hot water, feeding this into all connected properties. Your heat network is managed by your heat provider, BHNEL Ltd - Woodberry Down Ph 3.

### Communal heat networks explained

Your heat provider, or building owner, manages the energy supply to a plant room, which contains low carbon technology producing heating and hot water.

Via a network of insulated pipes, the generated energy from this plant room is delivered through a Heat Interface Unit (HIU) which is installed in each property. This method of delivery means your heating system is robust and reliable - providing heating and hot water on demand.

Your HIU is connected to room thermostats and programmers, giving you control over your energy use. A heat meter connected to your HIU also measures the amount of heating and hot water you consume, so that you only pay for what you use.



## About Insite Energy & pay-as-you-go (PAYG)

### Smart metering, billing and payments for heat network residents.

Insite Energy is a metering and billing agent for over 30,000 homes connected to heat networks in the UK. We work on behalf of energy providers such as BHNEL Ltd - Woodberry Down Ph 3 to provide metering, billing, and payment services to their residents.

BHNEL Ltd - Woodberry Down Ph 3 has chosen KURVE as your PAYG metering & billing system to be managed by us.

PAYG, also known as prepayment, is a metering & billing solution that requires you to pay for your heating and hot water before you use it. In your home, you will have an HIU installed connected to a heat meter and smart prepay valves. This means if your account falls below your cut-off limit, the prepay valves will close, suspending your energy supply. These will remain closed until either a payment is made to bring your account back into positive credit, or your emergency credit is activated, automatically restoring access to your energy supply.

KURVE is a smart metering, web-based app that enables you to monitor your energy use and manage your payments on the go. Your balance is updated every hour, processing your meter reads and any payments made in real time.

### About Woodberry Down Phase 3

**Utility:**  
Heating and hot water

**Metering & billing agent:**  
Insite Energy

**Heat Supplier:**  
BHNEL Ltd - Woodberry Down Ph 3

**Maintenance provider:**  
Insite Energy

**Billing type:**  
Pay-as-you-go (PAYG) via KURVE

**Available emergency credit:**  
£5.00

**Your scheme cut-off limit:**  
£0.00

**Customer helpline for general queries:**  
0203 908 8165

**Customer helpline to report a technical fault:**  
0203 908 8165



support@mykurve.com



0203 908 8165



Trustpilot



mykurve.com



Trustpilot



## Insite Energy, KURVE and you

Insite Energy work on behalf of heat suppliers to provide ESCo Manager services, including metering, billing and maintenance, to their residents. Your heat supplier has chosen the PAYG system, KURVE, for your home, to be managed by us.

### What we do

- ✓ We collect your meter reads and charge you based on your actual consumption.
- ✓ We offer a range of top-up methods, and process your top-ups.
- ✓ We process change of residencies and issue final balances.
- ✓ We issue annual account statements.
- ✓ We provide support for any top-up related issues.
- ✓ We carry out heat network optimisation analysis and any associated works.
- ✓ We manage all service contracts associated with your heat network.
- ✓ We assist with the legal and regulatory compliance of your heat network.
- ✓ We remotely monitor your heat network to ensure continuous connectivity with site is maintained.

### What we don't do

- ✗ We don't supply your energy, but will aim to resolve any issues.
- ✗ We can't aid you in matters related to utilities that we do not bill you for.
- ✗ We are unable to register as a Heat Trust member because we are not your heat supplier.

### Benefits of



- One point of contact for all heat network queries.
- Expert management of all heat network services.
- Targeted maintenance services to improve efficiency and aim to reduce tariffs.
- Structured financial planning and incoming fuel procurement.
- Financial management to make sure that our charges to you are as accurate as possible.
- Reduced risk and improved reliability of heat supply.

## Managing your KURVE account

Your KURVE smart metering web-app provides you with a reliable and consistent real-time view of your energy consumption, allowing you to make payments and view your payment history from anywhere at any time.

### Setting up your KURVE account

We create your KURVE account based on the move-in information provided to us by your heat provider. When your account is ready, you will receive a welcome email from us to the primary email address shared with us.

1. Click on the account activation link in the welcome email. The email will be titled: **'Welcome to KURVE - Activate your account'**. You will need to verify your email address.
2. Set a secure password.
3. Read and accept our Privacy Policy.
4. If you wish set up a automatic top-up or register a bank card to make online payments, you can do so as part of registration.

#### ⚠ Important e-mail: 'Welcome to KURVE - Activate your account'

- Activate your account as soon as possible to avoid being disconnected.
- The activation link will **expire after 14 days**. Contact us to request a new link.
- From the point at which your welcome email is sent, your usage and daily standing charge will begin to deduct from your utility account.
- The welcome email will only be sent to the primary contact listed. If you are unsure who is listed against the account, please check all possible inboxes and junk folders.
- If you have not received it, please contact your heat provider and ask to be registered.



## Your account balance

Your account balance is colour coded, so you can easily identify the status.

- In good credit
- Out of credit - disconnected/ emergency credit activated
- Running low on credit

### Emergency credit

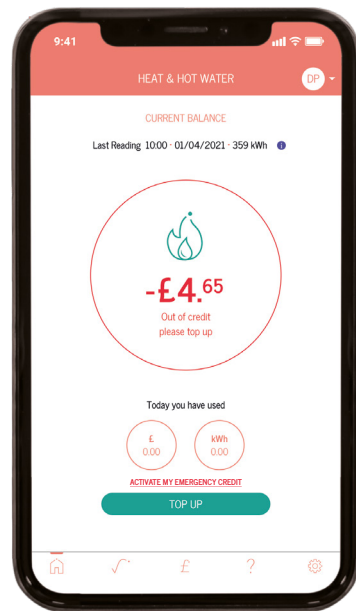
When you have run out of credit, an 'Activate my emergency credit' button will appear on the balance screen.

If you are unable to top-up at that time, you can use your emergency credit to provide you temporary access to your energy supply until you can top-up.

**⚠ To reconnect your energy supply, any emergency credit must be paid back in full when you next top up.**



scan to read our how-to guide  
or visit  
[insite-energy.co.uk/  
how-does-kurve-work](https://insite-energy.co.uk/how-does-kurve-work)



## The KURVE web-app

### A. The account you are logged in on

Click here to view the account you are signed into, and log out.

### B. Account balance

This is updated every hour. See the balance colour indicators as explained on the left.

### C. Activate emergency credit button

Click here to activate your emergency credit when out of credit.

### D. Top-up button

Shortcut to make a one-time online top-up (p.13).

### E. Home button

Click here to return to the Balance screen.

### F. Consumption button

Click here to view your usage in kWh and GBP (£) over the last few days, weeks, months, and years since your move-in.

### G. Payment button

Click here to make a one-time online top-up (p.13).

### H. Frequently asked questions (FAQs) button

Click here to go to our FAQs. If these don't answer your question, you'll find our contact details here too.

### K. Settings button

Click here to manage your account, including:

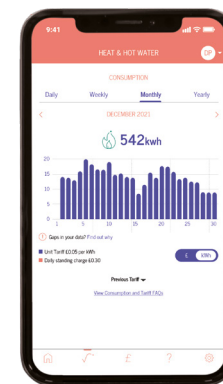
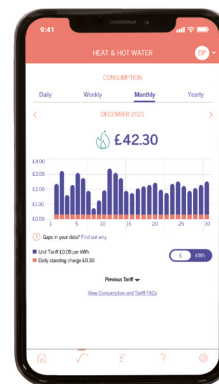
- View your account info
- Manage your payment details, incl. viewing your payment history, setting up a automatic top-up, managing your payment cards

## The KURVE consumption graphs

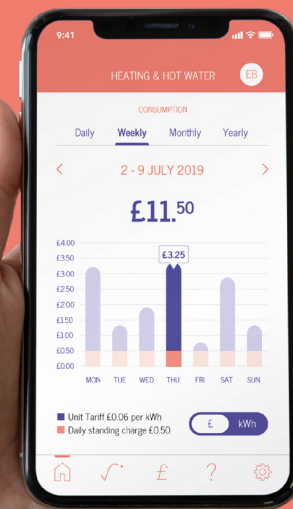
The consumption screen allows you to view your current and historic energy usage in both kilowatt hours (kWh) and GBP (£).

These graphs show the actual amount of energy you have consumed and are updated every hour. In both of these views your current tariff will be displayed, clearly indicating the cost split between daily standing charge and kWh consumption.

You can also toggle the screens to view your consumption over the last 7 days, 4 weeks, 6 months, and years since your move-in.



## Access your energy account from anywhere at any time



support@mykurve.com



0203 908 8165



mykurve.com



## Your charges explained

Where we have been instructed by your heat provider to apply your tariff, our goal is to set the most accurate and fair charges. You will find your current and previous tariffs underneath your consumption graphs. Utility tariffs are made up of two elements:

### Daily standing charge

Your daily standing charge is the fixed charge passed on by your heat provider, which covers the cost of operating the heat network and delivering energy to your home. This is an annual fixed amount that is applied as a daily rate and is charged to all residents, deducted from your account balance at midnight, regardless of how much energy you use. This is typically comprised of three main elements:

- 1. Metering and billing costs**  
This is the cost of our services, alongside the cost of providing legally required periodic reporting to the Government.
- 2. The standing charge** your heat provider incurs for the **incoming bulk fuel** used to generate the energy on-site.
- 3. Data and communication costs** associated with the **smart metering technology** installed on-site.

Your standing charge may also contain the costs associated with **operating and maintaining your heat network** (this might also be included within your building's service charge)

Your DSC may also include costs associated with our ESCo Manager services. If not included in your DSC, this will be recovered via your building's service charge. They include:

- **ESCo Manager service charge** - Our ESCo Manager fees cover the procurement and management of mechanical, energy and service provider contracts, and ensures cost-effective and high-quality operations. This fee covers financial management of the scheme, ensuring we only recover the costs to operate and serve the heat network.
- **In-property asset servicing charge** - Planned preventative maintenance (PPM) and servicing of HIUs, and where applicable, CIUs, fan coil units, and mechanical ventilation with heat recovery units (MVHR).
- **Network asset servicing charge** - PPM and servicing of heat network infrastructure, such as boilers, pipes, and water quality systems.

### Unit charge (kWh)

Your unit charge covers the bulk cost of the energy generated in the communal plant room. It also includes any associated heat losses between the supply point and your home. Your energy consumption is measured via the heat meter installed in your home, so you only pay for what you have used. You are charged for every kilowatt-hour (kWh) consumed within your property. The energy charge is typically comprised of two main elements:

- 1. Incoming energy price**  
This is the unit charge your heat provider pays to purchase the incoming bulk fuel for your development. This is what is used to generate your heating and hot water. By bulk-buying energy for all connected properties, your heat provider is usually able to get a better price, per kWh, than the average household organising its own supply.

### 2. System efficiency

This refers to heat losses that occur throughout a heat network. This is measured by how much energy is lost from the point the supply leaves the plant room to the point it comes out your tap or radiator.

Your unit charge may also contain **upfront costs** of the plant room and any **future equipment replacements or repairs** needed to keep the heat network in operation (this might also be included in your building's service charge).

#### Where can I find my tariff in KURVE?

- ✓ Consumption screen
- ⚙ Settings screen > My info

#### Please note

Your tariff is set and regularly reviewed by your heat provider to ensure the price is fair, and any fees charged do not exceed the cost of providing energy to your home. Your heat provider legally cannot make a profit from your tariff.

⚠ **Unfortunately, we are unable to change your tariff unless instructed to do so by your heat provider.**

If your tariff is increasing, this will be communicated to you in writing at least 31 days prior to being applied. If your tariff is decreasing, we will provide at least 10 days written notice.



## Making payments

There are multiple ways to top-up your account:

### Automatic top-ups via KURVE

As a PAYG customer, you have the option to set up automatic top-ups using a selected credit or debit card. This means that when you hit your selected account balance, your account will automatically be topped up with your chosen payment amount (e.g. top up £20.00 when your balance reaches £10.00). Once set-up, you never have to worry about topping up your KURVE account or your supply being disconnected.

To set up a automatic top-up:

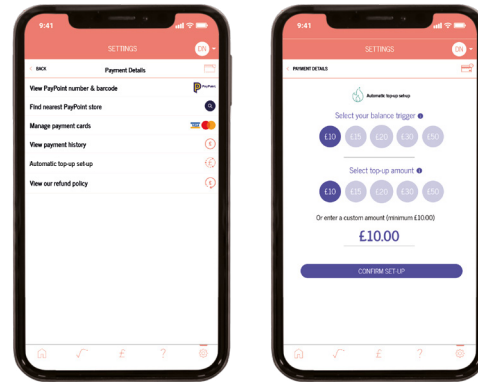
1. Go to the Settings page on [KURVE](#), and click 'Payment Details'. Then click on 'Automatic top-up Set-Up'.
2. Add a debit or credit card.
3. Select the balance trigger at which you want a payment to be taken.
4. Select the payment amount you want taken at this trigger point.
5. Click 'Confirm Set-up'.

To adjust or cancel your automatic top-up:

1. Click on 'Adjust Your Automatic top-up Set-Up' if you want to edit your trigger point or top-up amount.
2. Click on 'Cancel Your Automatic top-up Set-Up' if you want to cancel it entirely or set-up a new schedule using a different payment card.

#### Where can I find this in KURVE?

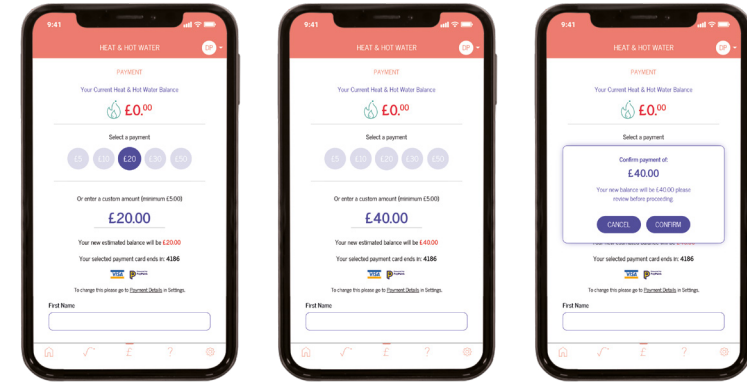
- ⚙ Settings screen > Payment Details > Automatic top-up set-up



### Online via KURVE

If you'd like to make a one-off payment online, you can do so within the KURVE web-app. Your balance should update within 5 minutes of making a payment.

1. To make online payments, you must have a valid credit or debit card registered to your account. You can add and remove cards in 'Settings'.
2. Click on the 'Payment' (£) button in the bottom menu on [KURVE](#) or 'Top-up now' on the balance screen.
3. Select the amount you'd like to top your account up by pressing one of the presets or entering a custom amount above £5.
4. Enter the cardholder name and CVV of the payment card in use to validate your payment.
5. Check your details are correct. Then, click 'Confirm'.



⚠ The minimum payment amount is £5 and the maximum is £300.

⚠ If there are any issues with your payment, an unsuccessful message will appear with further instructions.

⚠ If you have a debt balance on your account, all payments will be split between your account balance and debt balance in accordance with your debt recovery rate.

#### Where can I top-up in KURVE?

- £ Payment screen
- 🏠 Balance screen





## Over the phone via IVR

Our telephone interactive voice response (IVR) is available 24/7/365, so you don't have to speak to an advisor to top-up your KURVE account.

1. Have your credit or debit card to hand, as well as your 19-digit payment number.
2. Call your dedicated customer helpline and press "1" when prompted.

**Your customer helpline:**

0203 908 8165

3. Follow the instructions given over the IVR system.

**Where can I find my 19-digit payment number in KURVE?**

⚙ Settings screen > Payment Details > View PayPoint number & barcode

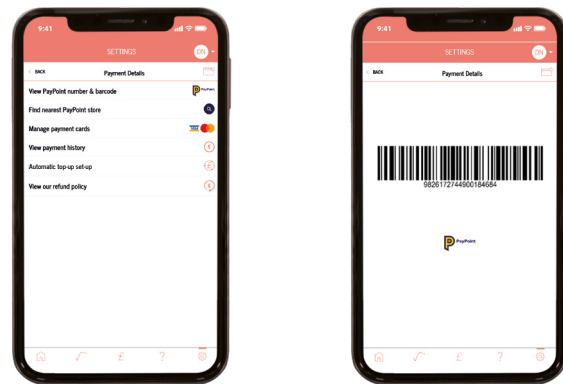
## At a PayPoint shop

1. Find the PayPoint shop nearest to you.



PayPoint locations will have the PayPoint logo displayed. You can find your closest PayPoint location through their [online store locator](#) or by clicking on 'Nearest PayPoint Outlet' under 'Payment Details' on the app.

2. Go to a PayPoint shop and show your top-up barcode, which can be found under 'Payment Details' in 'Settings'.
3. Scan your barcode and pay your desired top-up amount over the counter using cash or bank card.



## Payment support



If you have any queries or problems making a payment, please get in touch with our helpdesk.

**Your customer helpline:**

0203 908 8165

**Opening hours:**

Monday to Friday: 9:00am-8:30pm

Saturday: 9:00am-5:30pm

We are closed on Sundays and bank holidays.

⚠ Please note, the emergency credit available to you is £5.00. If activated, you must top-up your account before this credit runs out, otherwise your supply will be disconnected again.

⚠ Please also note, your daily standing charge will continue to deduct from your account even if no energy is being consumed. This means that debt can continue to accrue in case of non-payment.



## Energy saving tips



Lower your thermostats to a comfortable temperature, but keep it above 16°C to avoid damp.



Fill up a bowl when washing up instead of filling up the whole sink or running the hot water constantly.



Take a shower instead of a bath, and install a water efficient shower head where possible.




Periodically open the windows around your home to introduce dry air which is quicker to heat up. Only keep windows open if the outside temperature is above 17°C.



Use a cooler, shorter wash cycle (e.g. 30°C) and dry your clothes outside where possible.

scan to read more  
energy saving tips  
or visit  
[insite-energy.co.uk/how-to-reduce-your-energy-bills](https://insite-energy.co.uk/how-to-reduce-your-energy-bills)



support@mykurve.com



0203 908 8165



mykurve.com





## Here to help

We always want you to experience first-class customer service. We are available Monday to Fridays between 9:00am-8:30pm and Saturdays between 9:00am-5:30pm through our webchat, via email, and over the phone.

Customer service is paramount to us. We aim to handle any customer queries or complaints as quickly as possible. We record all telephone calls and monitor call waiting times so we can continuously improve our performance.

If our services do not meet your expectations, or you experienced great customer support, please get in touch. You can view our [complaints policy](#) on our website. In addition, if you have a query regarding your account, are moving out of your property, or have any other issues related to making payments, you can get in touch with our helpdesk.

We will acknowledge your query or complaint on the same working day it is received and aim to resolve it within ten (10) working days. If your issue requires us to liaise with your heat provider or any other third parties, this may take longer.

**Email:**  
[support@mykurve.com](mailto:support@mykurve.com)

**Telephone:**  
0203 908 8165

**Opening hours:**  
Monday to Friday: 9:00am-8:30pm  
Saturday: 9:00am to 5:30pm  
We are closed on Sundays and Bank Holidays.

**Post:**  
Customer Service Manager  
Insite Energy, Studio 4 Stuart House,  
St John's Street, Peterborough, PE1 5DD

⚠ **When contacting us, please always provide your name, address, and your 19-digit payment number, so we can locate your account easily.**

### Where can I find my 19-digit payment number in KURVE?

⚙ Settings screen > Payment Details > View PayPoint number & barcode

## How you can help us

There are a few things you can do to help avoid any potential issues:

- 🔍 Please allow our staff access to your property when we need to carry out maintenance or repair works. We will endeavour to arrange a morning or afternoon weekday appointment for a time that suits you.
- 📅 Please keep all scheduled appointments and provide us with at least 48 hours' notice should you need to change it. Your heat provider may charge you for any missed appointments.
- 📞 If you think your metering system is faulty, please let us know at the earliest opportunity.
- ⚙ Please take reasonable care of your heat meter and heating system.
- 📄 Keep all electronic and physical payment receipts for your records.

## Vulnerable customers

We offer **additional services to our residents who may require extra support**. These include: authorised contacts, priority attendance, password protected appointments, and alternative communication formats. If you feel you need access to these services and identify as any of the following, please get in touch with your heat provider to be registered:

- Over the age of 70 years old
- With long-term/chronic illness
- With mental and/or physical disabilities
- Visually or hearing impaired

Other circumstances, such as bereavement, may give rise to vulnerability and will be taken into consideration. We keep a secure record of all vulnerable customers on our Priority Services Register (PSR), which will be shared with your heat provider.



support@mykurve.com



0203 908 8165



mykurve.com



## Frequently asked questions

We have selected a few common queries below. A comprehensive list of our FAQs can be found on our website.

### Q: I have a problem with my energy supply. What do I do?

**A:** Before getting in touch with us, please check that:

- Your heating/cooling controls (e.g., thermostat, programmer, thermostatic radiator valves (TRVs)) are set correctly,
- Your energy meter and HIU are on and undamaged,
- Your KURVE account balance is above your cut-off limit. If you've recently made a top up, please allow up to one (1) hour for this to be applied to your account,
- You have electricity to your property.

If the answer to all the above is 'yes' and you still have no energy supply, please contact our helpdesk by emailing or phoning us using the details below, or via webchat.

Please note, Insite Energy are not responsible for your energy supply, nor do we maintain the heating system at your development or in your property. Unfortunately, as a result and unless contracted, Insite Energy are unable to help you with the maintenance of the heating system within your property. For queries relating to your electricity and water supply, please contact your relevant suppliers.

### Q: I've only recently opened my account, why do I already have a debt balance?

**A:** There are two main reasons why your KURVE account might have been opened with a debt balance:

1. We may have been notified of your move in late, meaning you will not yet have been billed for any energy consumed and daily standing charges over this initial period. As such, on opening your account, your accrued balance will have been calculated and set against a debt balance with a debt recovery rate in place (as agreed by your heat provider).
2. If you previously received monthly bills and have recently been switched to a KURVE (pay-as-you-go) account, any monies outstanding would have been transferred to your new KURVE account and applied to your debt balance with a debt recovery rate.

The use of a debt balance and recovery rate allows you immediate access to your energy supply, whilst gradually paying off your aged debt as you make payments.

If you wish to pay off your debt balance in full, please give us a call.

## Frequently asked questions (continued)

### Q: I'm unhappy with my tariff. What can I do?

**A:** Your heat provider pays the cost of delivering energy to all connected properties. They have instructed Insite Energy to act as your metering & billing agent to recover the costs of supplying energy to individual residences, including yours. The money you pay contributes toward the overall energy costs. Your heat provider is not allowed to make a profit on your tariff.

Your tariff is typically reviewed every 6-12 months. If your tariff is increasing, this will be communicated to you in writing at least 31 days prior to being applied. If your tariff is decreasing, we will provide at least 10 days written notice.

Unfortunately, we are unable to change your tariff unless instructed to do so by your heat provider.

To find out what Insite Energy can do for you, see our ['About us' page](#) on our website.

### Where can I find FAQs in KURVE?

? FAQs screen

### Q: I'm moving out. What do I need to do?

**A:** Please notify us at the earliest opportunity if you are moving out of your property, providing us with the following information as a minimum:

- Move-out date,
- Forwarding contact details and address.


You can submit this information through our ['Moving out' form](#) found on our website.





 mykurve.com


 support@mykurve.com

 0203 908 8165

 insite-energy.co.uk/home

 Insite Energy, Studio 4 Stuart House, St John's Street, Peterborough, PE1 5DD

scan to visit  
the Insite Energy  
website



or visit  
[www.insite-energy.co.uk](http://www.insite-energy.co.uk)